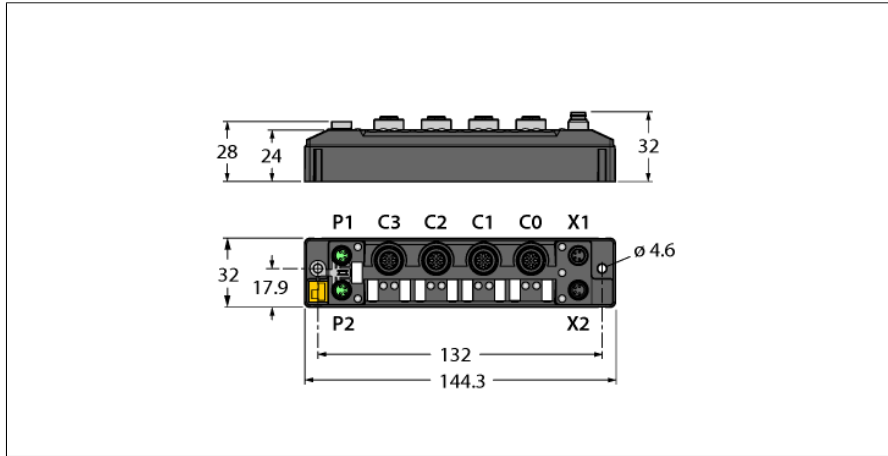


Compact Multiprotocol I/O Module for Ethernet 2 Configurable Serial Interfaces and 4 Universal Digital Channels TBEN-S2-2COM-4DXP



- Two serial ports can be selected as RS485 or RS232
- Up to eight Modbus RTU slaves integrated per serial interface
- Four freely selectable digital channels as input or output
- PROFINET® device, EtherNet/IP™ device or Modbus® TCP slave
- Integrated Ethernet switch
- Supports 10 Mbps/100 Mbps
- 2x M8, 4-pin, Ethernet fieldbus connection
- Male M8, 4-pin, for power supply
- Separated power groups for safety shutdown
- Glass-fiber reinforced housing
- Shock and vibration tested
- Fully potted module electronics
- Protection classes IP65 / IP67 / IP69K

Type designation	TBEN-S2-2COM-4DXP
Ident-No.	6814031
Supply	
Supply voltage	24 VDC
Admissible range	18...30 VDC
	Total current max. 4 A per voltage group
	Total current V1 + V2 max. 5.5 A at 70 °C per module
Voltage supply connection	2 × M8, 4-pin
Operating current	V1: max. 150 mA
	V2: max. 50 mA mA
Sensor/Actuator supply V _{AUX1}	Ports C0-C1 powered by V1
	Short-circuit proof, 24 V:1.2 A; 5 V:0.5 A per port
Sensor/Actuator supply V _{AUX2}	Ports C2-C3 powered by V2
	Short-circuit proof, 0.14 A per port
Electrical isolation	galvanic isolation of the voltage groups V1 and V2, voltages up to 500 VAC
System data	
Fieldbus transmission rate	10 Mbps/100 Mbps
Fieldbus connection technology	2 × M8, 4-pin
Protocol detection	automatic
Web server	default: 192.168.1.254
Service interface	Ethernet via P1 or P2
Modbus TCP	
Addressing	Static IP, DHCP
Supported function codes	FC1, FC2, FC3, FC4, FC5, FC6, FC15, FC16, FC23
Number of TCP connections	8
Input register start address	0 (0x0000 hex)
Output register start address	2048 (0x0800 hex)
EtherNet/IP™	
Addressing	acc. to EtherNet/IP™ specification
Quick Connect (QC)	< 500 ms
Device Level Ring (DLR)	supported
Class 3 connections	3
Class 1 connections	10
Input Assembly Instance	103
Output Assembly Instance	104
Configuration Assembly Instance	106

Compact Multiprotocol I/O Module for Ethernet

2 Configurable Serial Interfaces and 4 Universal Digital Channels

TBEN-S2-2COM-4DXP

PROFINET

Addressing	DCP
Conformance class	B (RT)
MinCycleTime	1 ms
Fast Start-Up (FSU)	< 500 ms
Diagnostics	acc. to PROFINET alarm handling
Topology detection	supported
Automatic addressing	supported
Media Redundancy Protocol (MRP)	supported

Serial interface

Signal type	RS232 or RS485
Number of channels	2

Operating mode RS232

Signal low level	-18 to -3 VDC
Signal high level	3 to 18 VDC
Transmission signals	TxD, RxD
Transmission rate	300 to 230400 bps
Transmission type	Full duplex
Cable length	15 m at 19200 Bd (max. line capacitance < 2000 pF)

Operating mode RS485

Transmission signals	TX/RX+, TX/RX-
Transmission rate	300 to 230400 bps
Transmission type	2-wire half duplex
Terminating resistor	Internal or external
Biasing	Internal or external
Line impedance	120 Ω
Cable length	twisted pair up to 1000 m

Digital inputs

Number of channels	4
Connectivity inputs	M12, 5-pin
Input type	PNP
Type of input diagnostics	Channel diagnostics
Switching threshold	EN 61131-2 Typ 3, PNP
Low level signal voltage	< 5 V
High level signal voltage	> 11 V
Low level signal current	< 1.5 mA
High level signal current	> 2 mA
Input delay	0.05 ms
Electrical isolation	galvanic isolation to P1/P2 , voltages up to 500 VDC

Digital outputs

Number of channels	4
Connectivity outputs	M12, 5-pol
Output type	PNP
Type of output diagnostics	Channel diagnostics
Output voltage	24 VDC from potential group
Output current per channel	0.5 A, short-circuit proof
Load type	EN 60947-5-1: DC-13
Short-circuit protection	yes
Electrical isolation	galvanic isolation to P1/P2 , voltages up to 500 VDC

Standard/Directive conformity

Vibration test	acceleration to 20 g acc. to EN 60068-2-6
Shock test	acc. to EN 60068-2-27
Drop and topple	acc. to EN 60068-2-31/IEC 60068-2-32
Electromagnetic compatibility	acc. to EN 61131-2
Approvals and certificates	CE, FCC
UL Certificate	cULus LISTED 21 W2, Encl.Type 1 IND.CONT.EQ.

Compact Multiprotocol I/O Module for Ethernet

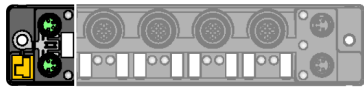
2 Configurable Serial Interfaces and 4 Universal Digital Channels

TBEN-S2-2COM-4DXP

General Information

Dimensions (W x L x H)	32 x 144 x 32mm
Operating temperature	-40...+70 °C
Storage temperature	-40...+85 °C
Altitude	max. 5000 m
Protection class	IP65 IP67 IP69K
MTTF	179 years acc. to SN 29500 (Ed. 99) 20 °C
Housing material	PA6-GF30
Housing color	Black
Material label	Polycarbonate
Halogen-free	yes
Mounting	2 mounting holes Ø 4.6 mm

Compact Multiprotocol I/O Module for Ethernet
2 Configurable Serial Interfaces and 4 Universal Digital Channels
TBEN-S2-2COM-4DXP



Accessories

It is strongly recommended to use only ready-made Ethernet cables!

Ethernet cable (example):

M8-M8:

PSGS4M-PSGS4M-4413-1M

Ident. no. U-55718

M8-RJ45:

PSGS4M-RJ45S-4413-1M

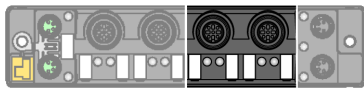
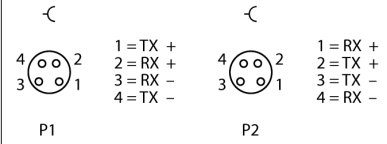
Ident. no.: U-55725

M8-M12:

RSSD-PSGS4M-4413-1M

Ident. no.: U-58840

M8 x 1 Ethernet



Accessories

General information on the modes of operation:

Factory setting: Operating Mode: RS485

Operating Mode: RS485

RS485 cable (example):

Ident. no. 7030331 RK4.5T-2-RS4.5T/S2503 length: 2 m

Ident. no. 7030332 RK4.5T-5-RS4.5T/S2503 length: 5 m

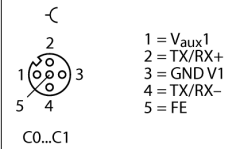
RS485 splitter:

Ident. no. 6930573 VT2-FKM5-FKM5-FSM5

RS485 terminating resistor:

Ident. no. 6934908 RSE57-TR2/RFID

M12 x 1 I/O Port



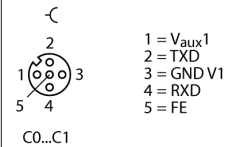
Operating Mode: RS232

RS232 cable (example):

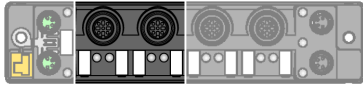
Ident. no. 7030331 RK4.5T-2-RS4.5T/S2503 length: 2 m

Ident. no. 7030332 RK4.5T-5-RS4.5T/S2503 length: 5 m

M12 x 1 I/O Port



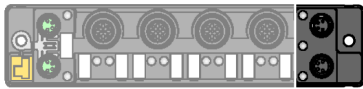
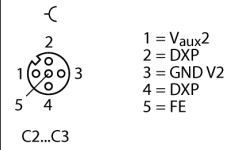
Compact Multiprotocol I/O Module for Ethernet
2 Configurable Serial Interfaces and 4 Universal Digital Channels
TBEN-S2-2COM-4DXP



Accessories

Actuator and sensor cable/PUR cable (example):
ID number 6625608 RKC4.4T,RSC4.4T/TXL
Y extension cable for single occupancy
M12 – M12 6628197 VBRS4.4-2RKC4T-0,3/0,3/TEL
M12 – M86630443 VBRS4.4-2PKG3S-0,3/0,3/TEL

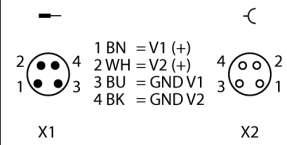
M12 x 1 I/O Port



Accessories

Power supply cable (example):
M8-M8 2 m
PKG 4M-2-PSG 4M
Ident. no. U99-10815

M8 x 1 Voltage Supply



Compact Multiprotocol I/O Module for Ethernet

2 Configurable Serial Interfaces and 4 Universal Digital Channels

TBEN-S2-2COM-4DXP

Module LED Status

LED	Color	Status	Description
ETH1 / ETH2	Green	ON	Ethernet link (100 Mbps)
		flashing	Ethernet communication (100 Mbps)
	Yellow	ON	Ethernet link (10 Mbps)
		flashing	Ethernet communication (10 Mbps)
		OFF	No Ethernet link
BUS	Green	ON	Active connection to a master
		Flashing	Steady flashing: Ready Sequence of 3 flashes in 2 seconds: FLC/ARGEE active
	Red	ON	IP address conflict or Restore Mode or Modbus timeout
		Flashing	Blink/Wink command active
	Red/ Green	Alternating	Waiting for assignment of an IP address, DHCP or BootP
	OFF	Power off	
ERR	Green	ON	Diagnostics disabled
	Red	ON	Diagnostics enabled V_2 undervoltage diagnosis is parameter-dependent
PWR	Green	ON	V_1 and V_2 power on
	Red	ON	V_2 power off or below defined tolerance of 18 V
		OFF	V_1 power off or below defined tolerance of 18 V

LED Status I/O

LED	Color	Status	Description
LED TX	Green	Flashing	Data being sent
LED RX	Green	Flashing	Data being received
	Red	Flashing	Data is received, protocol error (Parity, Baudrate, ASCII/RTU)
	Red	On	Buffer overflow received data
LED TX and RX	Red	simultaneously flashing	Overload of the power supply slot. Both LEDs of the corresponding port are flashing simultaneously
	Red	alternately flashing	Configuration error. Both LEDs of the corresponding port are flashing alternately
DXP 4...7	Green	ON	Input or output active
	Red	ON	Output active with overload/short circuit
		Flashing	Overload of the port supply. Both LEDs of the corresponding port are flashing.
		OFF	Input or output inactive
DXP 7	White	Flashing	Blink/Wink command active

Compact Multiprotocol I/O Module for Ethernet

2 Configurable Serial Interfaces and 4 Universal Digital Channels

TBEN-S2-2COM-4DXP

Process Data Mapping of the Single Protocols

For more details on the corresponding protocols see manual.

Modbus TCP

Register addressing (16-bit)

Offset process input data:

0x0000 or 0x8000: Structure according to general register mapping

Offset process output data:

0x0800 or 0x9000: Structure according to general register mapping

EtherNet/IP™

Word addressing (16-bit)

Process input data (station -> scanner):

Status word is located in front of the general process data!

	Reg/ Word		Bit 15	Bit 14	Bit 13	Bit 12	Bit 11	Bit 10	Bit 9	Bit 8	Bit 7	Bit 6	Bit 5	Bit 4	Bit 3	Bit 2	Bit 1	Bit 0
GW status	0x0000		-	FCE	-	-	CFG	COM	V1	-	V2	-	-	-	-	-	-	Diag Warn
	0x0001		Structure according to general register mapping															
	...																	

Process output data (scanner -> station):

Control word is located in front of the general process data!

	Reg/ Word		Bit 15	Bit 14	Bit 13	Bit 12	Bit 11	Bit 10	Bit 9	Bit 8	Bit 7	Bit 6	Bit 5	Bit 4	Bit 3	Bit 2	Bit 1	Bit 0
Control	0x0000		reserved															
	0x0001		Structure according to general register mapping															
	...																	

PROFINET:

Byte addressing (8-bit)

Offset Process Input Data: 0x0000, structure acc. to general register mapping

Offset Process Output Data: 0x0000: Structure acc. to general register mapping

General Register Mapping

Address details are relative, offset of the respective protocol is to be observed.

Channel Assignment/Port/Pin:

Channel		-	-	-	-	-	-	-	-	-	Ch7	Ch6	Ch5	Ch4	-	-	-	-
		-	-	-	-	-	-	-	-	-	DI7	DI6	DI5	DI4	-	-	-	-
Port		-	-	-	-	-	-	-	-	-	C3P2	C3P4	C2P2	C2P4	-	-	-	-
Pin																		

Process Input Data:

	Reg/ Word		Bit 15	Bit 14	Bit 13	Bit 12	Bit 11	Bit 10	Bit 9	Bit 8	Bit 7	Bit 6	Bit 5	Bit 4	Bit 3	Bit 2	Bit 1	Bit 0		
		Byte	Bit 7	Bit 6	Bit 5	Bit 4	Bit 3	Bit 2	Bit 1	Bit 0	Bit 7	Bit 6	Bit 5	Bit 4	Bit 3	Bit 2	Bit 1	Bit 0		
			MSB										LSB							
COM0	0x0000	0x0000	-										Status *1)							
COM0	0x0001	0x0002	-										RXFL *2)							
COM0	0x0002	0x0004	UCT MSB *2)										UCT LSB *2)							
COM0	0x0003	0x0006	Input																	
Data	Byte 0...23, 0x00...0x17																	
Block 1	0x000E	0x001D																		
COM0																	
Block 2...7																				
COM0	0x0057	0x00AF	Input																	
Data	Byte 168...191, 0xA8...0xBF																	
Block 8	0x0062	0x00C5																		
COM1	0x0063	0x00C6	-										Status *1)							
COM1	0x0064	0x00C8	-										RXFL *1)							
COM1	0x0065	0x00CA	UCT MSB *2)										UCT LSB *2)							
COM1	0x0066	0x00CC	Input																	
Data	Byte 0...23, 0x00...0x17																	
Block 1	0x0071	0x00E2																		
COM1																	
Block 2 ...																				
Block 7																				
COM1	0x007F	0x007F																		

Compact Multiprotocol I/O Module for Ethernet
2 Configurable Serial Interfaces and 4 Universal Digital Channels
TBEN-S2-2COM-4DXP

*2)	Data valid for Modbus RTU mode
	For more details on status and diagnosis bits see manual.